



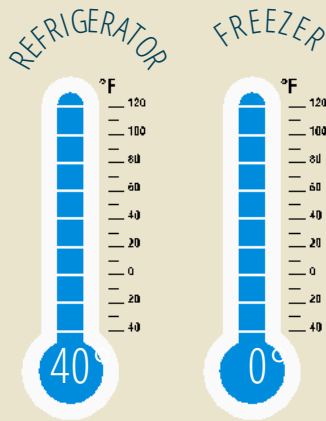
Eat Safe Food after a Power Outage



Refrigerated or frozen foods may not be safe to eat after the loss of power. Find out what you can do to keep food safe during a power outage, and when you need to throw away food that could make you sick.

Before

Keep appliance thermometers in your refrigerator and freezer. The refrigerator should be at 40°F or below. The freezer should be at 0°F or below.

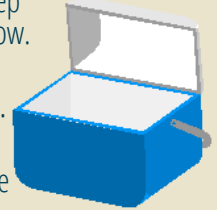


Prepare for emergencies or natural disasters



Freeze containers of water and get ~~to~~ keep your food at 40°F or below.

Have a cooler handy.

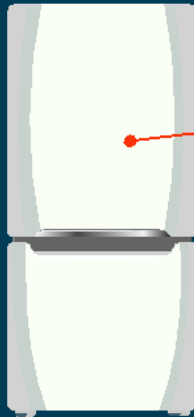


Buy dry ice or block ice to keep food cold in the refrigerator if the power might be out for a long time.



During

KEEP
Refrigerator
& Freezer Doors
CLOSED



4
Hours
in a
Refrigerator



48
Hours
in a
FULL
Freezer



24
Hours
in a
HALF-FULL
Freezer

After 4 hours without power, put refrigerated perishable foods in a cooler. Add ice or another cold source to keep them at 40°F or below.

After

Never taste food to determine if it is safe to eat. **When in doubt, throw it out.**

- Throw out perishable food in your refrigerator (meat, fish, cut fruits and vegetables, eggs, milk, and leftovers) after 4 hours without power or a cold source.
- Throw out any food with an unusual odor, color, or texture.
- Check temperatures of food kept in coolers or your refrigerator with a cold source. Throw out food above 40°F.
- If you have an appliance thermometer in your freezer, check to see if it is still at 40°F or below.
- You can safely refreeze or cook thawed frozen food that still contains ice crystals or is at 40* or below crystals



www.cdc.gov/foodsafety